




CLAUDE PEPPER LIBRARY AND MUSEUM

LESSON PLAN - POLITICAL CARTOONS

(GROUP ACTIVITIES)



Activity I:

- Divide the class into three groups.
- Each group should take one of the cartoons below to analyze.
- The class will then come back together to discuss all three cartoons.

Group I:



What does the above cartoon make you think about?

Do you notice any specific techniques that the artist uses to convey a message?


Group II:



What does the above cartoon make you think about?

Do you notice any specific techniques that the artist uses to convey a message?

Group III:



What does the above cartoon make you think about?

Do you notice any specific techniques that the artist uses to convey a message?

Activity II: Claude Pepper and Political Cartoons

The political cartoons you just worked with are from the present. Most of you probably recognized the issues being addressed and the “big ideas” involved. What can older political cartoons tell us? Is it possible for us to learn something about social and political history from studying political cartoons from the past? Will we be able to look at them with a critical eye?


Claude Pepper:

Claude Denson Pepper (1900 – 1989) served as both a Senator and a Congressman for the State of Florida. He was widely known as a champion of the elderly, poor, and otherwise disadvantaged. Pepper was considered a New Deal liberal, ascribing to the political and social ideals of FDR. Pepper was one of the earliest and most outspoken supporters of the Allied Forces during the beginning of World War II. At first, he and FDR were considered war mongers, presenting a challenge to the safely isolationist United States. In the years leading up to the United States’ involvement in World War II, Claude Pepper was a popular subject for political cartoonists.

Your Task:

Below are some political cartoons that depict, among other things, Pepper’s attempts to involve the U.S. in World War II. Not all of the names, terms, and ideas will be familiar to you, so you might need to do some research before you can fully grasp the messages of these cartoons.


1. With a partner, pick two of the cartoons on the following pages.
2. Take some initial notes: What don’t you understand? What confuses you? What names/terms look familiar to you?
3. Under each cartoon there are a few guiding questions to help you in your search.
4. With your partner, decide what information you would need to know in order to fully comprehend the message of each cartoon. Divide up the research tasks.
5. Here are some internet sources that might help you in your research:
 - <http://www.history.com>
 - <http://www.spartacus.schoolnet.co.uk/2WW.htm>
6. For each of the cartoons, you and your partner should put together a two paragraph write-up explaining its significance and historical context. Make sure that you check the write-ups for grammar and spelling errors before turning them in.



- Who are the main characters in this cartoon?
- What are some of the symbols and imagery that the artist has employed?
- What names, places, or things are unfamiliar to you?
- What techniques is the artist using?



- Who are the main characters in this cartoon?
- What are some of the symbols and imagery that the artist has employed?
- What names, places, or things are unfamiliar to you?
- What techniques is the artist using?



- Who are the main characters in this cartoon?
- What are some of the symbols and imagery that the artist has employed?
- What names, places, or things are unfamiliar to you?
- What techniques is the artist using?

KEEPING IN STYLE

WHILE DENOUNCING THE PRESENT
STYLE TREND IN EUROPE —



“DICTATORSHIP MODEL”

WHAT THE
WELL-DRESSED
MAN OF THE HOUR
IS WEARING —




HE WANTS TO
DRAPE THE
PRESIDENT
IN A SUIT OF THE
SAME CLOTH!



- Who are the main characters in this cartoon?
- What are some of the symbols and imagery that the artist has employed?
- What names, places, or things are unfamiliar to you?
- What techniques is the artist using?

Not The Way To Build A Two-Ocean Navy



- Who are the main characters in this cartoon?
- What are some of the symbols and imagery that the artist has employed?
- What names, places, or things are unfamiliar to you?
- What techniques is the artist using?

Activity III: Applying what you have learned; please complete both parts one and two below.

1. Pick one of the cartoons that you and your partner have researched. How could you represent the issues presented in this cartoon in another way? Choose one of the options below:
 - a. Pretend that you are a U.S. citizen living in Florida during the late 1930's and early 1940's. Claude Pepper is your state senator and he is pushing for the U.S. to enter WWII. How do you feel about this? Write a letter to Claude Pepper, either supporting his efforts or asking him to change his demands.
 - b. Pretend you are a news reporter in Florida during the late 1930's and early 1940's. Write a straight news story about Claude Pepper's efforts to engage the U.S. in the conflict overseas.
 - c. Pretend that you are Claude Pepper. Write a diary entry detailing your efforts to convince the U.S. to enter the war effort. Make sure to mention several specific issues that Pepper would have had on his mind.
2. Choose one of these two options:
 - a. Pick three political cartoons from recent publications. Make a political cartoon "scrapbook" in which you include the three cartoons and a paragraph for each, explaining why you think the cartoon is successful and to what it refers.
 - b. Create your own political cartoon. You may draw it freehand, make a collage, or put it together in some other way. Make sure it deals with a current event.